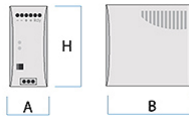
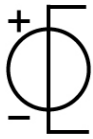





ASDM 10 - SINGLE-PHASE SWITCH MODE POWER SUPPLY 10A (240 W)



SKU: 51045
Référence technique: S75ZJR23

CARACTÉRISTIQUES TECHNIQUES:

Type : DC-power
Current : single-phase
Certification(s) : EN 61000-4-3 , EN 61000-4-4 , EN 61000-4-5 , EN 61000-4-6 , EN 61000-4-8 , EN 61000-4-11 , ROHS 2002/95/EC
Power : 10A (240 W)
Primary voltage : 93 to 265 VAC
Secondary voltage : 24 VDC ($\pm 1\%$)
:
Protection : IP20
Version : switch mode power supply
Inrush current : 35A
Max. ambient T° : -10 à 60°C (20 à 95% d'humidité)

DIMENSIONS:

Dimensions (A x B x H) : 41 x 129 x 119 mm
Weight : 0,65 kg

PROTECTION(S) RECOMMANDÉE(S):

:

OPTIONS:

No options found.